







# Work Instruction – Unit and Inventory Inspection

## MR07 – GE Optima MR360 1.5T Advance Trailer






This work instruction is a supporting document to the Handover and Handback work instruction

| A  |  | Trailer / Environment |  |
|----|--|-----------------------|--|
| A1 | <p><b>Staircase incl. platform and four hand-railings</b><br/>Stored:<br/>Mid right belly compartment</p>                             | A2                    | <p><b>Foldable patient lift incl. guide rails</b><br/>Location:<br/>Right side on the trailer</p>                                   |
|    | <p><b>Handover:</b><br/>Yes <input checked="" type="checkbox"/> Remarks:<br/>No <input type="checkbox"/><br/><b>Handback:</b><br/>Yes <input checked="" type="checkbox"/> Remarks:<br/>No <input type="checkbox"/></p> |                       | <p><b>Handover:</b><br/>Yes <input checked="" type="checkbox"/> Remarks:<br/>No <input type="checkbox"/><br/><b>Handback:</b><br/>Yes <input checked="" type="checkbox"/> Remarks:<br/>No <input type="checkbox"/></p> |
| A3 | <p><b>Lift controls - on-board</b><br/>Location:<br/>Mid right belly compartment</p>    | A4                    | <p><b>Lift controls – remote (x2)</b><br/>Location:<br/>On lift or in Mid right belly compartment.</p>                            |
|    | <p><b>Handover:</b><br/>Yes <input checked="" type="checkbox"/> Remarks:<br/>No <input type="checkbox"/><br/><b>Handback:</b><br/>Yes <input checked="" type="checkbox"/> Remarks:<br/>No <input type="checkbox"/></p> |                       | <p><b>Handover:</b><br/>Yes <input checked="" type="checkbox"/> Remarks:<br/>No <input type="checkbox"/><br/><b>Handback:</b><br/>Yes <input checked="" type="checkbox"/> Remarks:<br/>No <input type="checkbox"/></p> |
| A5 | <p><b>Hydraulic legs controllers</b><br/>Location:<br/>Mid right belly compartment</p>    | A6                    | <p><b>Aluminum supports</b><br/>Location:<br/>Back left belly compartment</p>   |
|    | <p><b>Present at:</b><br/><b>Handover:</b><br/>Yes <input checked="" type="checkbox"/> Remarks:</p>  |                       | <p><b>Present at:</b><br/><b>Handover:</b><br/>Yes <input checked="" type="checkbox"/> Remarks:</p>  |

# Work Instruction – Unit and Inventory Inspection

## MR07 – GE Optima MR360 1.5T Advance Trailer





This work instruction is a supporting document to the Handover and Handback work instruction

| A   |  | Trailer / Environment   |  |  |   |
|-----|--|---|--|--|---|
|     | <b>No</b> <input type="checkbox"/><br><b>Handback:</b><br><b>Yes</b> <input checked="" type="checkbox"/> <b>Remarks:</b> <b>One button broken</b><br><b>No</b> <input type="checkbox"/>  |   | <b>No</b> <input type="checkbox"/><br><b>Handback:</b><br><b>Yes</b> <input checked="" type="checkbox"/> <b>Remarks:</b><br><b>No</b> <input type="checkbox"/> |  |   |
| A7  | <b>Spreader plates (x4)</b><br>Location:<br><input checked="" type="checkbox"/> Left side belly compartment<br><input type="checkbox"/> Under support legs   |    | A8   | <b>Water hose for filling humidifier tank</b><br>Location:<br>Mid left belly   |    |
|     | <b>Present at:</b><br><b>Handover:</b><br><b>Yes</b> <input checked="" type="checkbox"/> <b>Remarks:</b><br><b>No</b> <input type="checkbox"/><br><b>Handback:</b><br><b>Yes</b> <input checked="" type="checkbox"/> <b>Remarks:</b><br><b>No</b> <input type="checkbox"/> |   |  | <b>Present at:</b><br><b>Handover:</b><br><b>Yes</b> <input checked="" type="checkbox"/> <b>Remarks:</b><br><b>No</b> <input type="checkbox"/><br><b>Handback:</b><br><b>Yes</b> <input checked="" type="checkbox"/> <b>Remarks:</b><br><b>No</b> <input type="checkbox"/> |   |
| A9  |  |   | A10  | <b>Data extension cable</b><br>Location:<br>Mid left belly   |  |
|     |  |   |  | <b>Present at:</b><br><b>Handover:</b><br><b>Yes</b> <input checked="" type="checkbox"/> <b>Remarks:</b><br><b>No</b> <input type="checkbox"/><br><b>Handback:</b><br><b>Yes</b> <input checked="" type="checkbox"/> <b>Remarks:</b><br><b>No</b> <input type="checkbox"/> |   |
| A11 | <b>Power cable with Marechal plug (15m)</b><br>Location:<br>Front left belly compartment   |  | A12  | <b>Data line (4)</b><br>Location:<br>Mid left belly compartment  |  |
|     | <b>Present at:</b><br><b>Handover:</b><br><b>Yes</b> <input checked="" type="checkbox"/> <b>Remarks:</b><br><b>No</b> <input type="checkbox"/><br><b>Handback:</b><br><b>Yes</b> <input checked="" type="checkbox"/> <b>Remarks:</b><br><b>No</b> <input type="checkbox"/> |   |  | <b>Present at:</b><br><b>Handover:</b><br><b>Yes</b> <input checked="" type="checkbox"/> <b>Remarks:</b><br><b>No</b> <input type="checkbox"/><br><b>Handback:</b><br><b>Yes</b> <input checked="" type="checkbox"/> <b>Remarks:</b><br><b>No</b> <input type="checkbox"/> |   |

# Work Instruction – Unit and Inventory Inspection

## MR07 – GE Optima MR360 1.5T Advance Trailer







This work instruction is a supporting document to the Handover and Handback work instruction

| A   |  | Trailer / Environment  |     |  |  |
|-----|--|--|-----|--|--|
| A13 | <b>Humidifier tank and filling point</b><br>Location:<br>Left front of the trailer   |   | A14 | <b>King Pin Lock incl. Keys</b><br>Location:<br><input type="checkbox"/> Front left belly compartment<br><input type="checkbox"/> Mounted on the King pin  |   |
|     | <b>Present at:</b><br><b>Handover:</b><br>Yes <input checked="" type="checkbox"/> Remarks:<br>No <input type="checkbox"/><br><b>Handback:</b><br>Yes <input checked="" type="checkbox"/> Remarks:<br>No <input type="checkbox"/> |  |     | <b>Present at:</b><br><b>Handover:</b><br>Yes <input checked="" type="checkbox"/> Remarks:<br>No <input type="checkbox"/><br><b>Handback:</b><br>Yes <input checked="" type="checkbox"/> Remarks:<br>No <input type="checkbox"/> |  |
| A15 | <b>Diesel Fuel level</b><br>Location: Trailer front  |  | A16 | <b>Combination key box – front end</b><br>Location:<br>Trailer front<br><br>Code: 0123   |  |
|     | <b>Handover:</b><br>Yes <input checked="" type="checkbox"/> Remarks:<br>No <input type="checkbox"/><br><b>Handback:</b><br>Yes <input checked="" type="checkbox"/> Remarks:<br>No <input type="checkbox"/>                       |  |     | <b>Handover:</b><br>Yes <input checked="" type="checkbox"/> Remarks:<br>No <input type="checkbox"/><br><b>Handback:</b><br>Yes <input checked="" type="checkbox"/> Remarks:<br>No <input type="checkbox"/>                       |  |

# Work Instruction – Unit and Inventory Inspection

## MR07 – GE Optima MR360 1.5T Advance Trailer









This work instruction is a supporting document to the Handover and Handback work instruction

| <b>B</b>  |  | <b>Scan room</b>  |           |  |   |
|-----------|--|---|-----------|--|---|
| <b>B1</b> | <b>Medrad Spectris Solaris Dual head injector</b><br>Location:<br>In scan room.<br>Model No.:<br>3012011<br>S/N :<br>402285<br><br>Note: Stored in tech. room during transport                             |    | <b>B2</b> | <b>ECG cables, head phones, alarm ball &amp; breathing sensor</b><br>Location:<br>On wall<br>Model No.:<br>N/A<br>S/N :<br>N/A   |    |
|           | <b>Handover:</b><br>Yes <input checked="" type="checkbox"/> Remarks:<br>No <input type="checkbox"/><br><b>Handback:</b><br>Yes <input checked="" type="checkbox"/> Remarks:<br>No <input type="checkbox"/> |   |           | <b>Handover:</b><br>Yes <input checked="" type="checkbox"/> Remarks:<br>No <input type="checkbox"/><br><b>Handback:</b><br>Yes <input checked="" type="checkbox"/> Remarks:<br>No <input type="checkbox"/> |   |
| <b>B3</b> | <b>Split Head Coil</b><br>Location:<br>On floor (during transport)<br>Ref No.:<br>2341973<br>S/N :<br>88707WH5   |  | <b>B4</b> | <b>Express Head/Neck Array (16ch)</b><br>Location:<br>On floor (during transport)<br>Ref No.:<br>5407991<br>S/N :<br>001709WHJ   |  |
|           | <b>Handover:</b><br>Yes <input checked="" type="checkbox"/> Remarks:<br>No <input type="checkbox"/><br><b>Handback:</b><br>Yes <input checked="" type="checkbox"/> Remarks:<br>No <input type="checkbox"/> |   |           | <b>Handover:</b><br>Yes <input checked="" type="checkbox"/> Remarks:<br>No <input type="checkbox"/><br><b>Handback:</b><br>Yes <input checked="" type="checkbox"/> Remarks:<br>No <input type="checkbox"/> |   |
| <b>B5</b> | <b>Express Anterior Array 12 Element</b><br>Location:<br>On wall<br>Ref No.:<br>5407990<br>S/N :<br>002334WHH  |  | <b>B6</b> | <b>Supporting pads</b><br>Location:<br>B1/1 [Cabinet/Shelf]<br>Ref No.:<br>N/A<br>S/N :<br>N/A   |  |
|           | <b>Handover:</b><br>Yes <input checked="" type="checkbox"/> Remarks:<br>No <input type="checkbox"/><br><b>Handback:</b><br>Yes <input checked="" type="checkbox"/> Remarks:<br>No <input type="checkbox"/> |   |           | <b>Handover:</b><br>Yes <input checked="" type="checkbox"/> Remarks:<br>No <input type="checkbox"/><br><b>Handback:</b><br>Yes <input checked="" type="checkbox"/> Remarks:<br>No <input type="checkbox"/> |   |

# Work Instruction – Unit and Inventory Inspection

## MR07 – GE Optima MR360 1.5T Advance Trailer

This work instruction is a supporting document to the Handover and Handback work instruction

| B   |  | Scan room   |     |  |   |
|-----|--|---|-----|--|---|
| B7  | <b>Supporting pads</b><br>Location:<br>B1/1 [Cabinet/Shelf]<br>Ref No.:<br>N/A<br>S/N: N/A   |    | B8  | <b>Supporting pads</b><br>Location:<br>B1/1 [Cabinet/Shelf]<br>Ref No.:<br>N/A<br>S/N: N/A   |    |
|     | <b>Handover:</b><br>Yes <input checked="" type="checkbox"/> <b>Remarks:</b><br>No <input type="checkbox"/><br><b>Handback:</b><br>Yes <input checked="" type="checkbox"/> <b>Remarks:</b><br>No <input type="checkbox"/>                   |   |     | <b>Handover:</b><br>Yes <input checked="" type="checkbox"/> <b>Remarks:</b><br>No <input type="checkbox"/><br><b>Handback:</b><br>Yes <input checked="" type="checkbox"/> <b>Remarks:</b><br>No <input type="checkbox"/> |   |
| B9  | <b>Supporting pads</b><br>Location:<br>B1/2 [Cabinet/Shelf]<br>Ref No.:<br>N/A<br>S/N: N/A   |   | B10 | <b>Supporting pads</b><br>Location:<br>B1/2 [Cabinet/Shelf]<br>Ref No.:<br>N/A<br>S/N: N/A   |   |
|     | <b>Handover:</b><br>Yes <input checked="" type="checkbox"/> <b>Remarks:</b><br>No <input type="checkbox"/><br><b>Handback:</b><br>Yes <input checked="" type="checkbox"/> <b>Remarks:</b><br>No <input type="checkbox"/>                   |   |     | <b>Handover:</b><br>Yes <input checked="" type="checkbox"/> <b>Remarks:</b><br>No <input type="checkbox"/><br><b>Handback:</b><br>Yes <input checked="" type="checkbox"/> <b>Remarks:</b><br>No <input type="checkbox"/> |   |
| B11 | <b>Breast Array Coils (8ch)</b><br>Location:<br>B2 [Cabinet/Shelf]<br>Ref No.:<br>2401500<br>S/N: 4228   |  | B12 | <b>Flex Coil Small (4ch)</b><br>Location:<br>B3/1 [Cabinet/Shelf]<br>Ref No.:<br>5430692<br>S/N: 107528WH2   |  |
|     | <b>Handover:</b><br>Yes <input checked="" type="checkbox"/> <b>Remarks:</b><br>No <input type="checkbox"/><br><b>Handback:</b><br>Yes <input checked="" type="checkbox"/> <b>Remarks: In equipment room</b><br>No <input type="checkbox"/> |   |     | <b>Handover:</b><br>Yes <input checked="" type="checkbox"/> <b>Remarks:</b><br>No <input type="checkbox"/><br><b>Handback:</b><br>Yes <input checked="" type="checkbox"/> <b>Remarks:</b><br>No <input type="checkbox"/> |   |
| B13 | <b>Flex Coil Large (4ch)</b><br>Location:<br>B3/1 [Cabinet/Shelf]<br>Ref No.:<br>5430691<br>S/N: 132681WH8   |  | B14 | <b>T/R Knee Array Coil</b><br>Location:<br>B3/2 [Cabinet/Shelf]<br>Part No.:<br>5114356-2<br>S/N.: 039797  |  |
|     | <b>Handover:</b><br>Yes <input checked="" type="checkbox"/> <b>Remarks:</b><br>No <input type="checkbox"/><br><b>Handback:</b><br>Yes <input checked="" type="checkbox"/> <b>Remarks:</b><br>No <input type="checkbox"/>                   |   |     | <b>Handover:</b><br>Yes <input checked="" type="checkbox"/> <b>Remarks:</b><br>No <input type="checkbox"/><br><b>Handback:</b><br>Yes <input checked="" type="checkbox"/> <b>Remarks:</b><br>No <input type="checkbox"/> |   |

# Work Instruction – Unit and Inventory Inspection

## MR07 – GE Optima MR360 1.5T Advance Trailer

This work instruction is a supporting document to the Handover and Handback work instruction

| B          |  | Scan room |            |  |  |
|------------|--|-----------|------------|--|--|
| <b>B15</b> | <b>Express Head/Neck Array (16ch)</b><br>Location:<br>B3/3 [Cabinet/Shelf]<br>Ref No.:<br>5407991<br>S/N: 001709WHJ  |           | <b>B16</b> | <b>HD T/R QUAD Extremity Coil</b><br>Location:<br>B3/3 [Cabinet/Shelf]<br>Part No.:<br>5147225-2<br>S/N: 038010  |  |
|            | <b>Handover:</b><br>Yes <input checked="" type="checkbox"/> Remarks<br>No <input type="checkbox"/><br><b>Handback:</b><br>Yes <input checked="" type="checkbox"/> Remarks:<br>No <input type="checkbox"/>  |           |            | <b>Handover:</b><br>Yes <input checked="" type="checkbox"/> Remarks:<br>No <input type="checkbox"/><br><b>Handback:</b><br>Yes <input checked="" type="checkbox"/> Remarks:<br>No <input type="checkbox"/> |  |
| <b>B17</b> | <b>Foot Ankle Coil (8ch)</b><br>Location:<br>B3/4 [Cabinet/Shelf]<br>Ref No.:<br>5436920<br>S/N: 348545HM5   |           | <b>B18</b> | <b>HD Wrist Array (8ch)</b><br>Location:<br>B3/4 [Cabinet/Shelf]<br>Part No.:<br>5160986-2<br>S/N: 23011   |  |
|            | <b>Handover:</b><br>Yes <input checked="" type="checkbox"/> Remarks:<br>No <input type="checkbox"/><br><b>Handback:</b><br>Yes <input checked="" type="checkbox"/> Remarks:<br>No <input type="checkbox"/> |           |            | <b>Handover:</b><br>Yes <input checked="" type="checkbox"/> Remarks:<br>No <input type="checkbox"/><br><b>Handback:</b><br>Yes <input checked="" type="checkbox"/> Remarks:<br>No <input type="checkbox"/> |  |
| <b>B19</b> | <b>Additional Base Plates (x3)</b><br>Location:<br>B3/5 [Cabinet/Shelf]<br>Ref No.:<br>N/A<br>S/N: N/A   |           | <b>B20</b> | <b>Phased Array Shoulder Coil</b><br>Location:<br>B4/1 [Cabinet/Shelf]<br>Ref No.:<br>2415364<br>S/N: 3010   |  |
|            | <b>Handover:</b><br>Yes <input checked="" type="checkbox"/> Remarks:<br>No <input type="checkbox"/><br><b>Handback:</b><br>Yes <input checked="" type="checkbox"/> Remarks:<br>No <input type="checkbox"/> |           |            | <b>Handover:</b><br>Yes <input checked="" type="checkbox"/> Remarks:<br>No <input type="checkbox"/><br><b>Handback:</b><br>Yes <input checked="" type="checkbox"/> Remarks:<br>No <input type="checkbox"/> |  |
| <b>B21</b> | <b>Breast Coil Head Rest</b><br>Location:<br>B4/1 [Cabinet/Shelf]<br>Part No.:<br>2418910<br>S/N :<br>N/A  |           | <b>B22</b> | <b>Single channel adapter</b><br>Location:<br>B4/1 [Cabinet/Shelf]<br>Part No.:<br>5140888<br>S/N :<br>AD8 GD7   |  |
|            |  |           |            |  |  |

# Work Instruction – Unit and Inventory Inspection

## MR07 – GE Optima MR360 1.5T Advance Trailer






This work instruction is a supporting document to the Handover and Handback work instruction



| B  |  | Scan room  |     |  |   |
|--|--|--|-----|--|---|
| <b>Handover:</b><br>Yes <input checked="" type="checkbox"/> Remarks:<br>No <input type="checkbox"/><br><b>Handback:</b><br>Yes <input checked="" type="checkbox"/> Remarks:<br>No <input type="checkbox"/> |  | <b>Handover:</b><br>Yes <input checked="" type="checkbox"/> Remarks:<br>No <input type="checkbox"/><br><b>Handback:</b><br>Yes <input checked="" type="checkbox"/> Remarks:<br>No <input type="checkbox"/> |     |  |   |
| B23  | <b>Sandbag</b><br>Location:<br>B4/1 [Cabinet/Shelf]<br>Ref No.:<br>N/A<br>S/N: N/A   |   | B24 | <b>Mirrows (3 x 2)</b><br>Location:<br>B4/2 [Cabinet/Shelf]<br>Ref No.:<br>N/A<br>S/N: N/A   |    |
|  | <b>Handover:</b><br>Yes <input checked="" type="checkbox"/> Remarks:<br>No <input type="checkbox"/><br><b>Handback:</b><br>Yes <input checked="" type="checkbox"/> Remarks:<br>No <input type="checkbox"/>                     |  |     | <b>Handover:</b><br>Yes <input checked="" type="checkbox"/> Remarks:<br>No <input type="checkbox"/><br><b>Handback:</b><br>Yes <input checked="" type="checkbox"/> Remarks:<br>No <input type="checkbox"/> |   |
| B25  | <b>Breast coil compression</b><br>Location:<br>B4/2 [Cabinet/Shelf]<br>Ref No.:<br>N/A<br>S/N :<br>N/A   |   | B26 | <b>Straps</b><br>Location:<br>B4/2 [Cabinet/Shelf]<br>Ref No.:<br>N/A<br>S/N :<br>N/A  |  |
|  | <b>Handover:</b><br>Yes <input checked="" type="checkbox"/> Remarks:<br>No <input type="checkbox"/><br><b>Handback:</b><br>Yes <input checked="" type="checkbox"/> Remarks: Part of Breast Coil<br>No <input type="checkbox"/> |  |     | <b>Handover:</b><br>Yes <input checked="" type="checkbox"/> Remarks:<br>No <input type="checkbox"/><br><b>Handback:</b><br>Yes <input checked="" type="checkbox"/> Remarks:<br>No <input type="checkbox"/> |   |
| B27  | <b>Supporting pads</b><br>Location:<br>B4/3 [Cabinet/Shelf]<br>Ref No.:<br>N/A<br>S/N :<br>N/A   |   | B28 | <b>Supporting pads</b><br>Location:<br>B4/4 [Cabinet/Shelf]<br>Ref No.:<br>N/A<br>S/N :<br>N/A   |  |
|  | <b>Handover:</b><br>Yes <input checked="" type="checkbox"/> Remarks:<br>No <input type="checkbox"/><br><b>Handback:</b><br>Yes <input checked="" type="checkbox"/> Remarks:<br>No <input type="checkbox"/>                     |  |     | <b>Handover:</b><br>Yes <input checked="" type="checkbox"/> Remarks:<br>No <input type="checkbox"/><br><b>Handback:</b><br>Yes <input checked="" type="checkbox"/> Remarks:<br>No <input type="checkbox"/> |   |

# Work Instruction – Unit and Inventory Inspection

## MR07 – GE Optima MR360 1.5T Advance Trailer

This work instruction is a supporting document to the Handover and Handback work instruction







| C  |  | Operator room  |    |  |   |
|----|--|--|----|--|---|
| C1 | <p><b>Operators console</b><br/>Computer, Screen, Keyboard, Mouse, Microphone and Audio mixer</p> <p>Location:<br/>At desk</p> <p><b>Login Info:</b><br/><b>User Name:</b> SDC<br/><b>Password:</b> ADW2.0</p>                   | <br> | C2 | <p><b>Post treatment workstation</b><br/>AW Volumeshare 5 HP Z800 Computer, Dual LCD screen, Keyboard and Mouse</p> <p>Location:<br/>Equipment room</p>  |    |
|    | <p><b>Handover:</b><br/>Yes <input checked="" type="checkbox"/> Remarks:</p> <p>No <input type="checkbox"/></p> <p><b>Handback:</b><br/>Yes <input checked="" type="checkbox"/> Remarks:</p> <p>No <input type="checkbox"/></p>  |  |    | <p><b>Handover:</b><br/>Yes <input checked="" type="checkbox"/> Remarks:</p> <p>No <input type="checkbox"/></p> <p><b>Handback:</b><br/>Yes <input checked="" type="checkbox"/> Remarks:</p> <p>No <input type="checkbox"/></p>  |   |
| C3 | <p><b>Injector operator interface</b><br/>Location:<br/>At desk<br/>Part no.:<br/>3012011<br/>Serial no.:<br/>40282</p>  |   | C4 | <p><b>Office chairs (x3)</b><br/>Location:<br/>In control room</p>   |  |
|    | <p><b>Handover:</b><br/>Yes <input checked="" type="checkbox"/> Remarks:</p> <p>No <input type="checkbox"/></p> <p><b>Hand-over:</b><br/>Yes <input checked="" type="checkbox"/> Remarks:</p> <p>No <input type="checkbox"/></p> |  |    | <p><b>Handover:</b><br/>Yes <input checked="" type="checkbox"/> Remarks:</p> <p>No <input type="checkbox"/></p> <p><b>Hand-over:</b><br/>Yes <input checked="" type="checkbox"/> Remarks:</p> <p>No <input type="checkbox"/></p> |   |

|    |  |   |    |   |   |
|----|--|---|----|---|---|
| C5 | <p><b>Oxygen monitor</b><br/>Location:<br/>At desk</p> |  | C6 | <p><b>Documents &amp; manuals (Hardcopy)</b><br/>Location:<br/>C1 [Cabinet/Shelf]</p> |  |
|----|--|---|----|---|---|

# Work Instruction – Unit and Inventory Inspection

## MR07 – GE Optima MR360 1.5T Advance Trailer


This work instruction is a supporting document to the Handover and Handback work instruction

| C   |  | Operator room   |  |   |   |
|-----|--|---|--|---|---|
|     | <p><b>Handover:</b><br/> <b>Yes</b> <input checked="" type="checkbox"/> <b>Remarks:</b><br/> <b>No</b> <input type="checkbox"/></p> <p><b>Hand-over:</b><br/> <b>Yes</b> <input checked="" type="checkbox"/> <b>Remarks:</b><br/> <b>No</b> <input type="checkbox"/></p> |   | <p><b>Handover:</b><br/> <b>Yes</b> <input checked="" type="checkbox"/> <b>Remarks:</b><br/> <b>No</b> <input type="checkbox"/></p> <p><b>Hand-over:</b><br/> <b>Yes</b> <input checked="" type="checkbox"/> <b>Remarks:</b><br/> <b>No</b> <input type="checkbox"/></p> |   |   |
| C7  | <p><b>Adapters for 220V sockets (x 2)</b><br/>                     EU/UK versions<br/>                     Location:<br/>                     C6 [Cabinet/Shelf]</p>   |    | C8   | <p><b>Air-condition control panel</b><br/>                     Location:<br/>                     C7 [Cabinet/Shelf]</p>  |    |
|     | <p><b>Handover:</b><br/> <b>Yes</b> <input checked="" type="checkbox"/> <b>Remarks:</b><br/> <b>No</b> <input type="checkbox"/></p> <p><b>Handback:</b><br/> <b>Yes</b> <input checked="" type="checkbox"/> <b>Remarks:</b><br/> <b>No</b> <input type="checkbox"/></p>  | <p><b>Handover:</b><br/> <b>Yes</b> <input checked="" type="checkbox"/> <b>Remarks:</b><br/> <b>No</b> <input type="checkbox"/></p> <p><b>Handback:</b><br/> <b>Yes</b> <input checked="" type="checkbox"/> <b>Remarks:</b><br/> <b>No</b> <input type="checkbox"/></p> |  |   |   |
| C9  | <p><b>Music system</b><br/>                     Location:<br/>                     C7 [Cabinet/Shelf]</p>  |    | C10  | <p><b>Key for hatch in tech room wall</b><br/>                     Location:<br/>                     C7 [Cabinet/Shelf]</p>  |  |
|     | <p><b>Handover:</b><br/> <b>Yes</b> <input checked="" type="checkbox"/> <b>Remarks:</b><br/> <b>No</b> <input type="checkbox"/></p> <p><b>Handback:</b><br/> <b>Yes</b> <input checked="" type="checkbox"/> <b>Remarks:</b><br/> <b>No</b> <input type="checkbox"/></p>  | <p><b>Handover:</b><br/> <b>Yes</b> <input checked="" type="checkbox"/> <b>Remarks:</b><br/> <b>No</b> <input type="checkbox"/></p> <p><b>Handback:</b><br/> <b>Yes</b> <input checked="" type="checkbox"/> <b>Remarks:</b><br/> <b>No</b> <input type="checkbox"/></p> |  |   |   |
| C11 | <p><b>Key sets</b><br/>                     1 x Master key set (Main door, King-pin lock, belly doors, generator doors &amp; Pad lock rear door)</p>   |    | C12  | <p><b>2 x Batteries for Injector and battery charger</b><br/>                     (for Medrad Spectris Injector)<br/>                     Location:<br/>                     C8/2 [Cabinet/Shelf]</p>   |  |
|     | <p>1 x Generator and king-pin lock set (Main door, belly doors, generator doors &amp; Pad lock rear door)</p>  |   |  | <p><b>Handover:</b><br/> <b>Yes</b> <input checked="" type="checkbox"/> <b>Remarks:</b><br/> <b>No</b> <input type="checkbox"/></p> <p><b>Handback:</b><br/> <b>Yes</b> <input checked="" type="checkbox"/> <b>Remarks:</b><br/> <b>No</b> <input type="checkbox"/></p> |   |

# Work Instruction – Unit and Inventory Inspection

## MR07 – GE Optima MR360 1.5T Advance Trailer







This work instruction is a supporting document to the Handover and Handback work instruction

| C   |  | Operator room  |  |  |   |
|-----|--|--|--|--|---|
|     | 1 x Extra Keys<br>Location:<br>C7 [Cabinet/Shelf]  |  |  |  |   |
|     | <b>Handover:</b><br><b>Yes</b> <input checked="" type="checkbox"/> <b>Remarks:</b><br><b>No</b> <input type="checkbox"/><br><b>Handback:</b><br><b>Yes</b> <input checked="" type="checkbox"/> <b>Remarks:</b><br><b>No</b> <input type="checkbox"/> |  |  | <b>Handover:</b><br><b>Yes</b> <input checked="" type="checkbox"/> <b>Remarks:</b><br><b>No</b> <input type="checkbox"/><br><b>Handback:</b><br><b>Yes</b> <input checked="" type="checkbox"/> <b>Remarks:</b><br><b>No</b> <input type="checkbox"/> |   |
| C13 | <b>MRI safe Gurney</b><br>Location:<br>Stored in operator room during transport  |  |  | C14  | <b>Helium Level:</b><br><br><p style="text-align: center;">___87.75___ % (50%&lt;He&lt;96%)</p> |
|     | <b>Handover:</b><br><b>Yes</b> <input checked="" type="checkbox"/> <b>Remarks:</b><br><b>No</b> <input type="checkbox"/><br><b>Handback:</b><br><b>Yes</b> <input checked="" type="checkbox"/> <b>Remarks:</b><br><b>No</b> <input type="checkbox"/> |  |  | <b>Handover:</b><br><b>Yes</b> <input checked="" type="checkbox"/> <b>Remarks:</b><br><b>No</b> <input type="checkbox"/><br><b>Handback:</b><br><b>Yes</b> <input checked="" type="checkbox"/> <b>Remarks:</b><br><b>No</b> <input type="checkbox"/> |   |

# Work Instruction – Unit and Inventory Inspection

## MR07 – GE Optima MR360 1.5T Advance Trailer




This work instruction is a supporting document to the Handover and Handback work instruction

| D  |  | Technical room #1 (Front of trailer)   |  |   |
|----|--|--|--|---|
| D1 | <b>Magnet Monitor</b><br>Location:<br>On wall  |   | D2   |   |
|    | <b>Handover:</b><br>Yes <input checked="" type="checkbox"/> Remarks:<br>No <input type="checkbox"/><br><b>Handback:</b><br>Yes <input checked="" type="checkbox"/> Remarks:<br>No <input type="checkbox"/> | <b>Short Nesting Plate</b><br>Location:<br>On wall   |  |    |
| D3 | <b>Handles for canopy and roller door</b><br>Location:<br>On wall  |    | D4   |   |
|    | <b>Handover:</b><br>Yes <input checked="" type="checkbox"/> Remarks:<br>No <input type="checkbox"/><br><b>Handback:</b><br>Yes <input checked="" type="checkbox"/> Remarks:<br>No <input type="checkbox"/> | <b>Phantoms: SPT Big &amp; Small half and Sphere</b><br><br>Model:<br>2306645 Rev4 (big)<br>2306642 Rev4 (small)<br>2274476 Rev5 (Sphere)  |  |  |
| D5 | <b>Phantom (x2)</b><br>Model:<br>5343347 Rev2  |   | D6   |   |
|    | <b>Handover:</b><br>Yes <input checked="" type="checkbox"/> Remarks:<br>No <input type="checkbox"/><br><b>Handback:</b><br>Yes <input checked="" type="checkbox"/> Remarks:<br>No <input type="checkbox"/> | <b>Phantom</b><br>Model:<br>5342680 Rev2   |  |  |
|    |  | <b>Handover:</b><br>Yes <input checked="" type="checkbox"/> Remarks:<br>No <input type="checkbox"/><br><b>Handback:</b><br>Yes <input checked="" type="checkbox"/> Remarks:<br>No <input type="checkbox"/> | <b>Handover:</b><br>Yes <input checked="" type="checkbox"/> Remarks:<br>No <input type="checkbox"/><br><b>Handback:</b><br>Yes <input checked="" type="checkbox"/> Remarks:<br>No <input type="checkbox"/> |   |

# Work Instruction – Unit and Inventory Inspection

## MR07 – GE Optima MR360 1.5T Advance Trailer


This work instruction is a supporting document to the Handover and Handback work instruction

| D   |  | Technical room #1 (Front of trailer)   |  |
|-----|--|--|--|
| D7  | <b>Phantom</b><br>Model:<br>N/A   | <b>Phantom</b><br>Model:<br>2135650 Rev6 (Sphere)<br>2135652 Rev8 (Short loader)  | <b>Handover:</b><br>Yes <input checked="" type="checkbox"/> Remarks:<br>No <input type="checkbox"/><br><b>Handback:</b><br>Yes <input checked="" type="checkbox"/> Remarks:<br>No <input type="checkbox"/> |
|     | <b>Handover:</b><br>Yes <input checked="" type="checkbox"/> Remarks:<br>No <input type="checkbox"/><br><b>Handback:</b><br>Yes <input checked="" type="checkbox"/> Remarks:<br>No <input type="checkbox"/> |  |  |
| D9  | <b>Base Plate Assembly</b><br>Model:<br>46-271410G1    | <b>Phantom</b><br>Model:<br>5343681 Rev2   | <b>Handover:</b><br>Yes <input checked="" type="checkbox"/> Remarks:<br>No <input type="checkbox"/><br><b>Handback:</b><br>Yes <input checked="" type="checkbox"/> Remarks:<br>No <input type="checkbox"/> |
|     | <b>Handover:</b><br>Yes <input checked="" type="checkbox"/> Remarks:<br>No <input type="checkbox"/><br><b>Handback:</b><br>Yes <input checked="" type="checkbox"/> Remarks:<br>No <input type="checkbox"/> |  |  |
| D11 | <b>Phantom</b><br>Model:<br>46-287900G3 (Head SNR Phantom)<br>46-265826G6 (TLT Head Sphere)                             | <b>Phantom</b><br>Model:<br>5342679 Rev2                                        | <b>Handover:</b><br>Yes <input checked="" type="checkbox"/> Remarks:<br>No <input type="checkbox"/><br><b>Handback:</b><br>Yes <input checked="" type="checkbox"/> Remarks:<br>No <input type="checkbox"/> |
|     | <b>Handover:</b><br>Yes <input checked="" type="checkbox"/> Remarks:<br>No <input type="checkbox"/><br><b>Handback:</b><br>Yes <input checked="" type="checkbox"/> Remarks:<br>No <input type="checkbox"/> |  |  |
| D13 | <b>Phantom (x3)</b><br>Model:<br>2152220    | <b>Phantom holder</b><br>Model:<br>N/A    | <b>Handover:</b><br>Yes <input checked="" type="checkbox"/> Remarks:<br>No <input type="checkbox"/><br><b>Handback:</b><br>Yes <input checked="" type="checkbox"/> Remarks:<br>No <input type="checkbox"/> |
|     | <b>Handover:</b><br>Yes <input checked="" type="checkbox"/> Remarks:<br>No <input type="checkbox"/><br><b>Handback:</b><br>Yes <input checked="" type="checkbox"/> Remarks:<br>No <input type="checkbox"/> |  |  |

# Work Instruction – Unit and Inventory Inspection

## MR07 – GE Optima MR360 1.5T Advance Trailer

This work instruction is a supporting document to the Handover and Handback work instruction

| D   |  | Technical room #1 (Front of trailer)  |  |  |  |
|-----|--|---|--|--|--|
| D15 | <b>Phantom</b><br>Model:<br>2321556 Rev9<br>(DQA HD/SNR<br>Phantom)  |  |  |  |  |
|     | <b>Handover:</b><br>Yes <input checked="" type="checkbox"/> Remarks:<br>No <input type="checkbox"/><br><b>Handback:</b><br>Yes <input checked="" type="checkbox"/> Remarks:<br>No <input type="checkbox"/> |   |  |  |  |

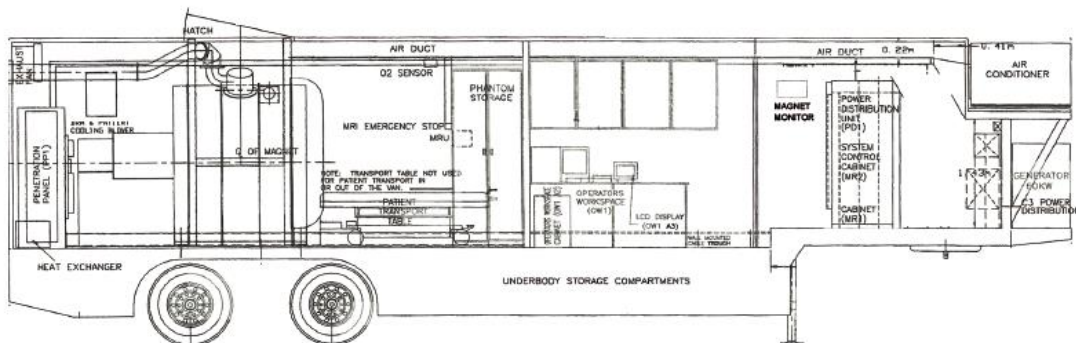
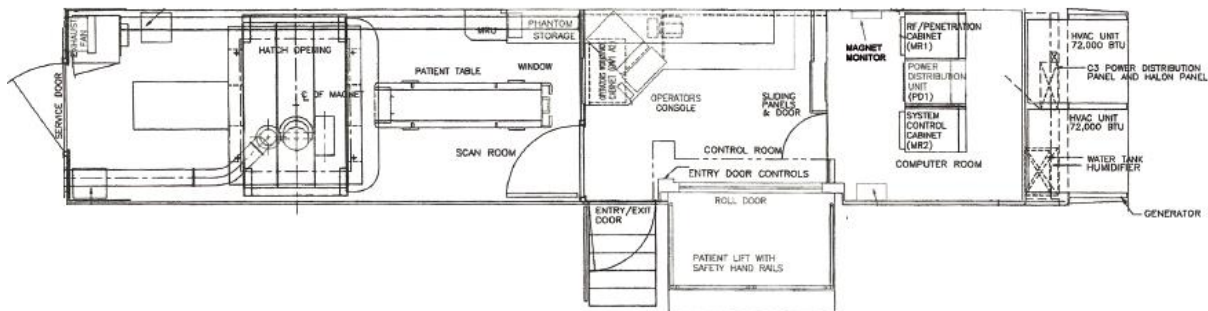
# Work Instruction – Unit and Inventory Inspection

## MR07 – GE Optima MR360 1.5T Advance Trailer

This work instruction is a supporting document to the Handover and Handback work instruction

### Trailer condition (physical)

Mark any damages to the trailer on below drawing and write a remark.



| Number | Remark |
|--------|--------|
| 1      |        |
| 2      |        |
| 3      |        |
| 4      |        |
| 5      |        |

## **Work Instruction – Unit and Inventory Inspection**

### **MR07 – GE Optima MR360 1.5T Advance Trailer**

This work instruction is a supporting document to the Handover and Handback work instruction